

The logo features the AMD logo (a stylized 'A' with a triangle) to the left of the text. The text is stacked: 'AMD' in a small font, 'RADEON PRO' in a medium font, and 'Software' in a large, bold font. The background of the top section is a dark blue, abstract, leaf-like pattern.

AMD
RADEON PRO
Software

Radeon™ Pro Image Boost

User Guide

This document shows how to enable and configure Radeon™ Pro Image Boost feature for an enhanced display output.

DISCLAIMER

The information contained herein is for informational purposes only and is subject to change without notice. While every precaution has been taken in the preparation of this document, it may contain technical inaccuracies, omissions, and typographical errors, and AMD is under no obligation to update or otherwise correct this information. Advanced Micro Devices, Inc. makes no representations or warranties with respect to the accuracy or completeness of the contents of this document, and assumes no liability of any kind, including the implied warranties of non-infringement, merchantability or fitness for particular purposes, with respect to the operation or use of AMD hardware, software or other products described herein. No license, including implied or arising by estoppel, to any intellectual property rights is granted by this document. Terms and limitations applicable to the purchase or use of AMD's products are as set forth in a signed agreement between the parties or in AMD's Standard Terms and Conditions of Sale.

©2019 Advanced Micro Devices, Inc. All rights reserved. AMD, the AMD arrow, Radeon Pro, and combinations thereof are trademarks of Advanced Micro Devices, Inc. in the United States and/or other jurisdictions.

Table of Contents

Supported Platforms	1
Operating System.....	1
Supported Driver	1
Compatible Graphics Products	1
Enable and Configure Radeon™ Pro Image Boost	2
What is Radeon™ Pro Image Boost?	2
Enablement	2
Configuration	4

Supported Platforms

Operating System

Radeon™ Pro Image Boost feature is compatible with the following 64-bit operating systems:

- Microsoft Windows® 10 (April 2018 update or newer)
- Microsoft Windows® 7

Supported Driver

- Radeon™ Pro Software for Enterprise 19.Q1

Compatible Graphics Products

Radeon™ Pro Image Boost feature is compatible with the following professional graphics products:

AMD Radeon™ Pro WX series graphics products
AMD Radeon™ Pro WX 9100
AMD Radeon™ Pro WX 8200
AMD Radeon™ Pro WX 7100
AMD Radeon™ Pro WX 5100
AMD Radeon™ Pro WX 4100
AMD Radeon™ Pro WX 3100
AMD Radeon™ Pro WX 2100


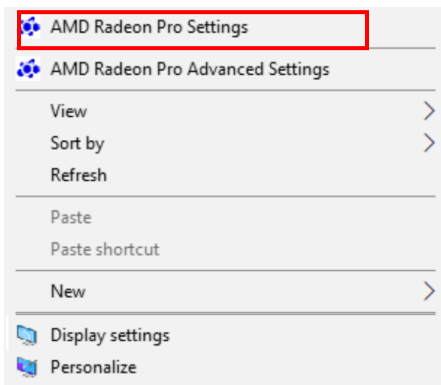
Enable and Configure Radeon™ Pro Image Boost

What is Radeon™ Pro Image Boost?

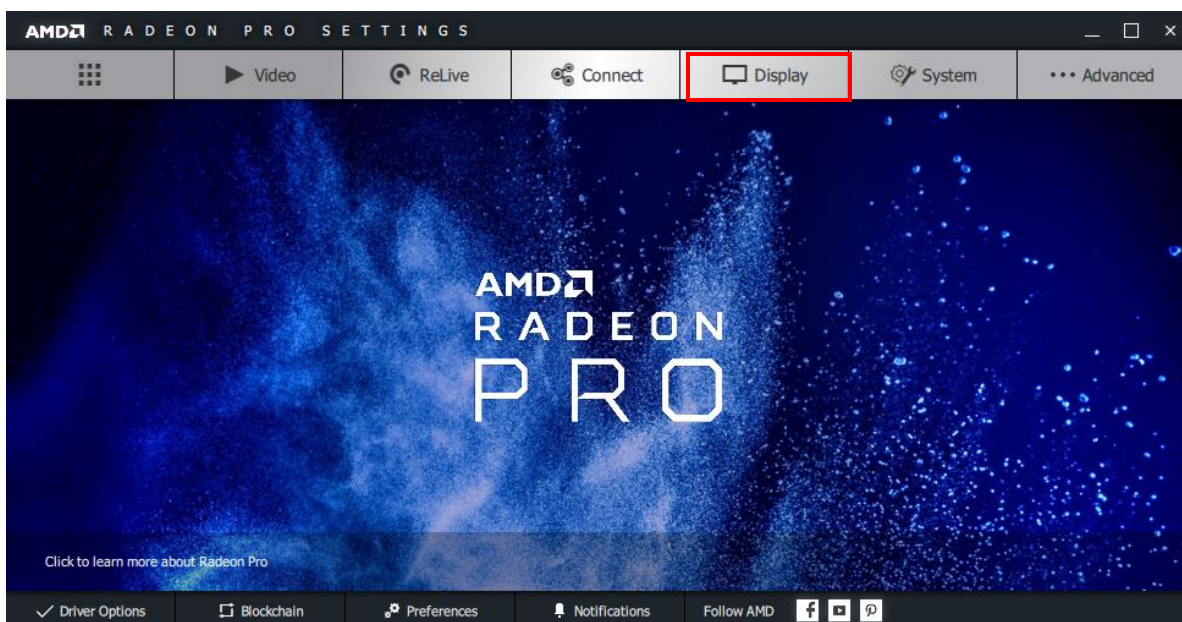
Radeon™ Pro Image Boost is a feature that allows the display to render at higher resolutions (above the native resolution of the display, up to 4K) and then rescales them down to a lower native display resolution. When this feature is enabled, virtual resolutions beyond the native resolution of the display will be available for all applications, including the Windows® Desktop. Radeon™ Pro Image Boost provides quality benefits associated with rendering at a higher resolution by effectively providing a Super Sampling Anti-Aliasing feature for applications that natively do not support that functionality.

Enablement

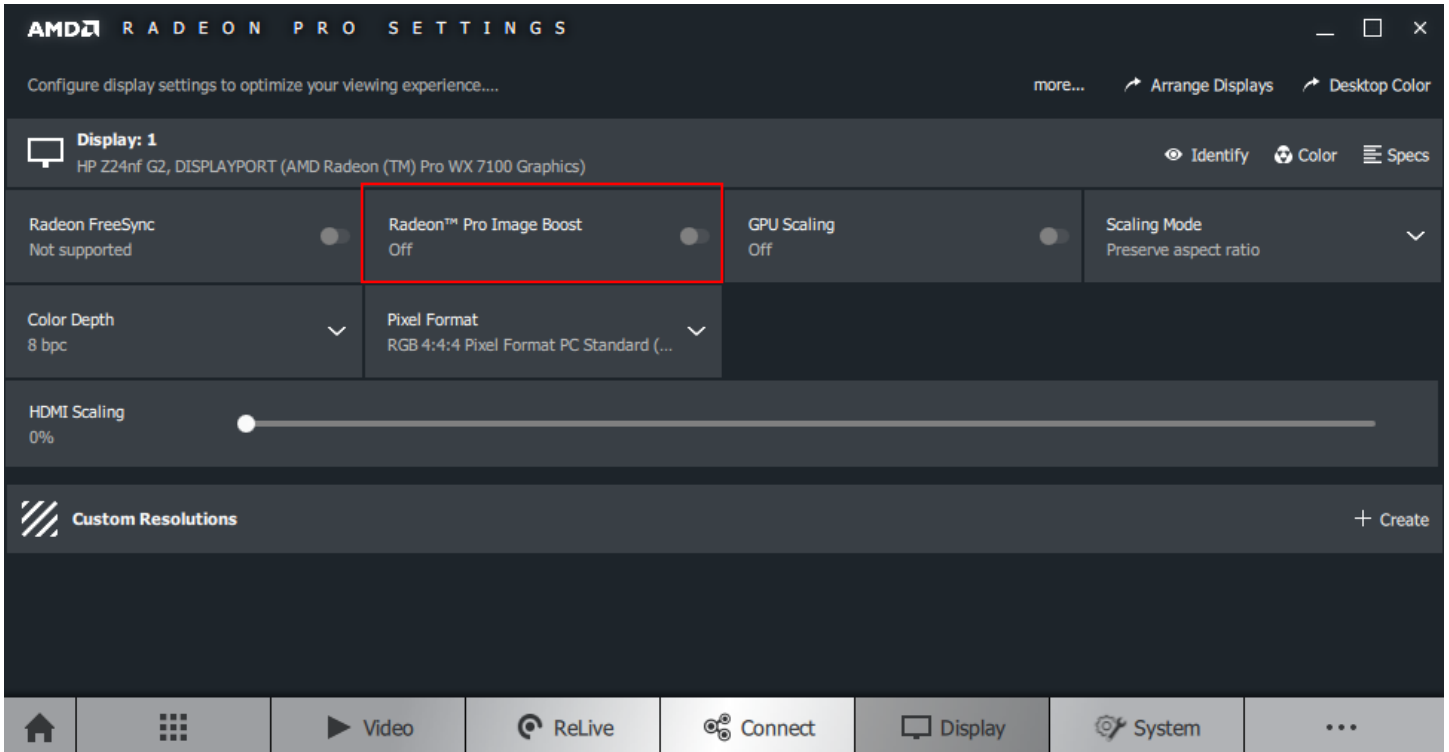
Open the **Radeon Pro Settings** either by right-clicking on the desktop and selecting **AMD Radeon™ Pro Settings** directly or Selecting **Radeon Pro Settings** from the Programs menu



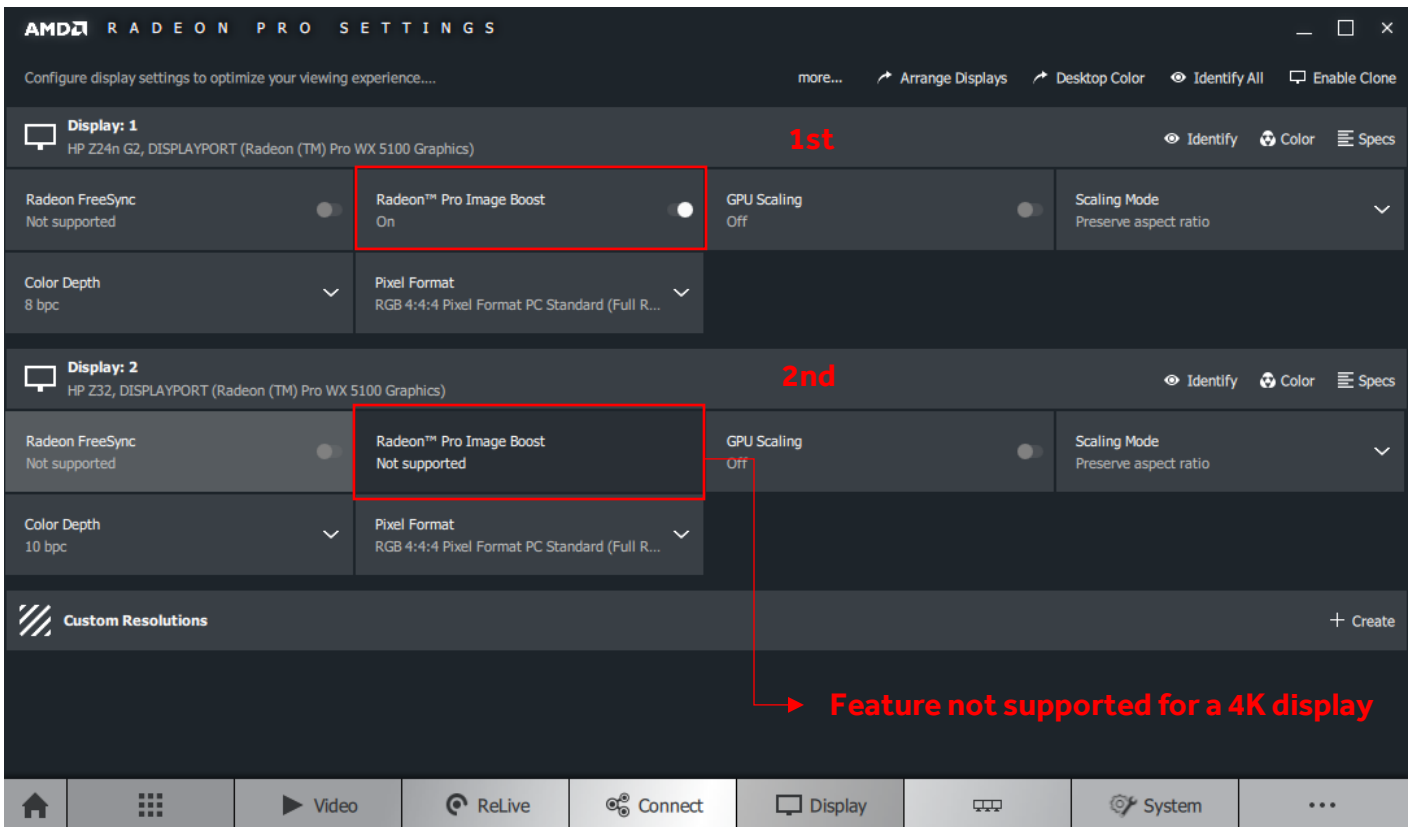
Once **Radeon™ Pro Settings** UI opens, Navigate to the **Display** tab.



Click on the **Radeon™ Pro Image Boost** toggle to turn it on. It should be noted that the display will take a moment to refresh once the setting has been turned one.

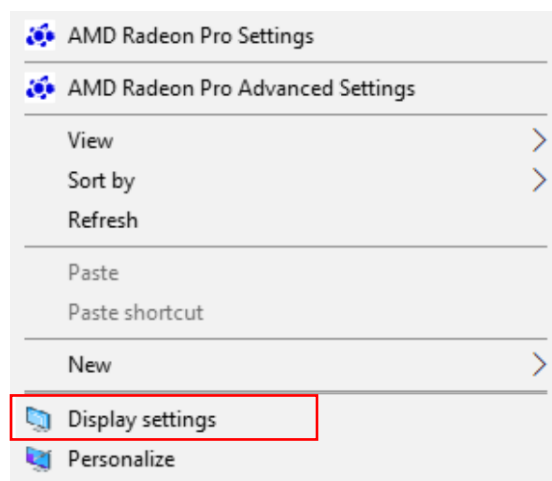


Note: For a **multi-display** use case, Radeon™ Pro Image Boost feature can be enabled for each individual display. Radeon™ Pro Image Boost feature will show **Not Supported** if you have a 4K (or higher) display monitor connected to the system.

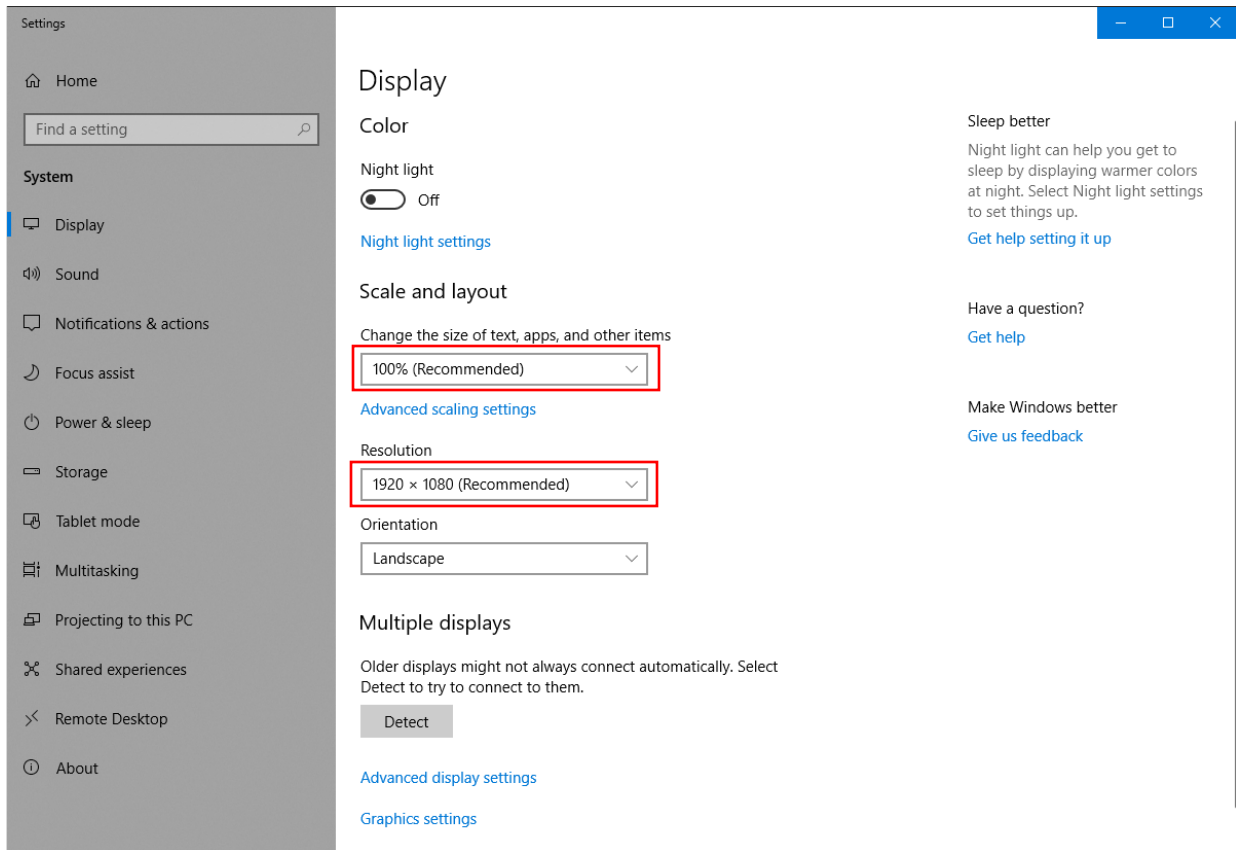


Configuration

Once **Radeon™ Pro Image Boost** has been turned on, its configuration can be done through Windows® Display Settings. **Right Click** on the Desktop and choose **Display Settings**.

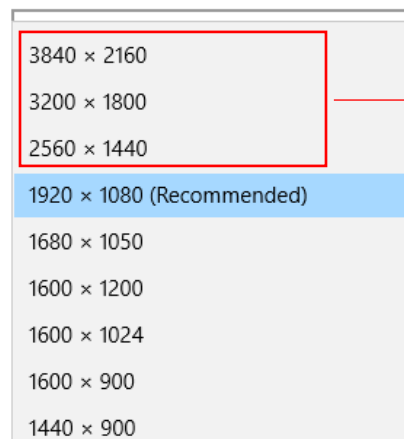


Windows Display Settings menu gives you the options to select different **resolutions** for the display to render at and allows you to change the **scaling**.



Upon turning Radeon Pro™ Image Boost on, you will be able to see additional resolutions in the available list for the user to render the display at (above the native resolution of the display, up to 4K).

Change the size of text, apps, and other items



Additional Resolutions
for a 1080p display

Once a different/higher resolution is selected, windows will automatically refresh the display and adjust the scaling percentage that fits best with the newly chosen resolution for your monitor.

Display

Color

Night light



[Night light settings](#)

Scale and layout

Some apps won't respond to scaling changes until you sign out.

[Sign out now](#)

Change the size of text, apps, and other items

[Advanced scaling settings](#)

Resolution

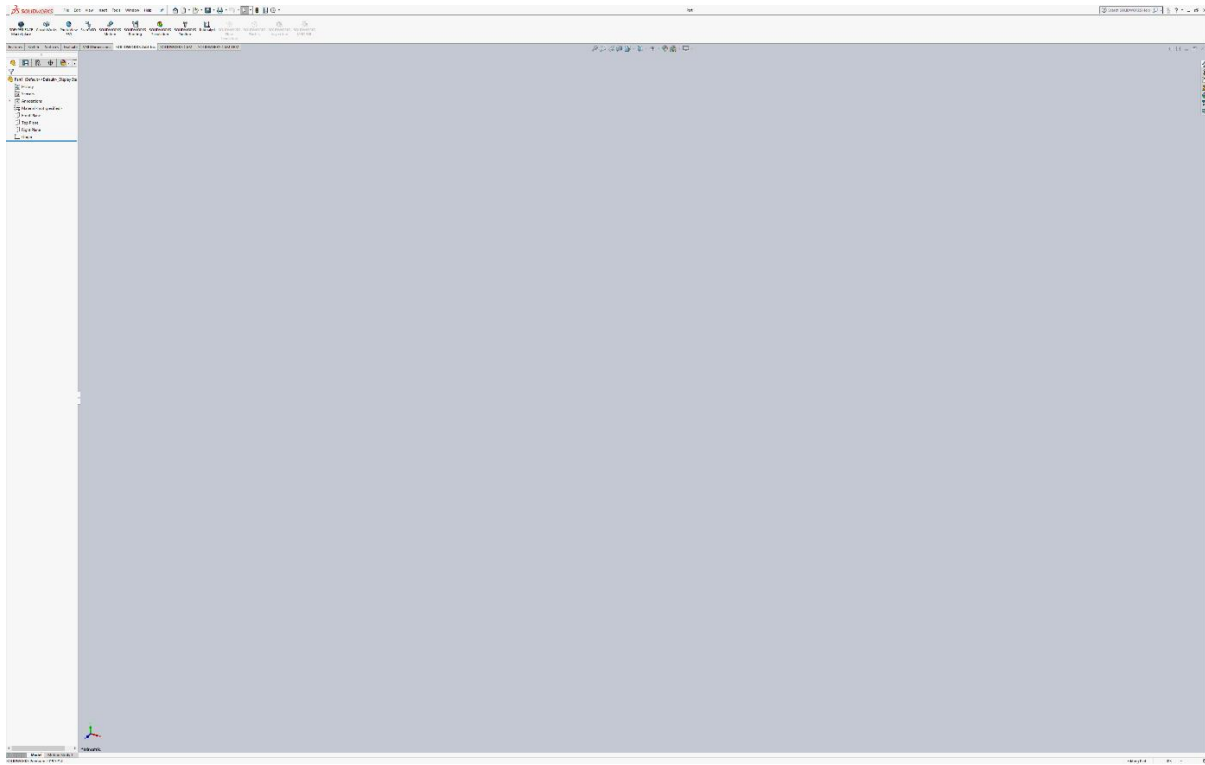
Orientation

It can be seen from the image above that the scaling has automatically changed to **200%** for a 4K resolution (3840 x 2400). The scaling percentage can also be increased up to **450%** from the drop-down list.

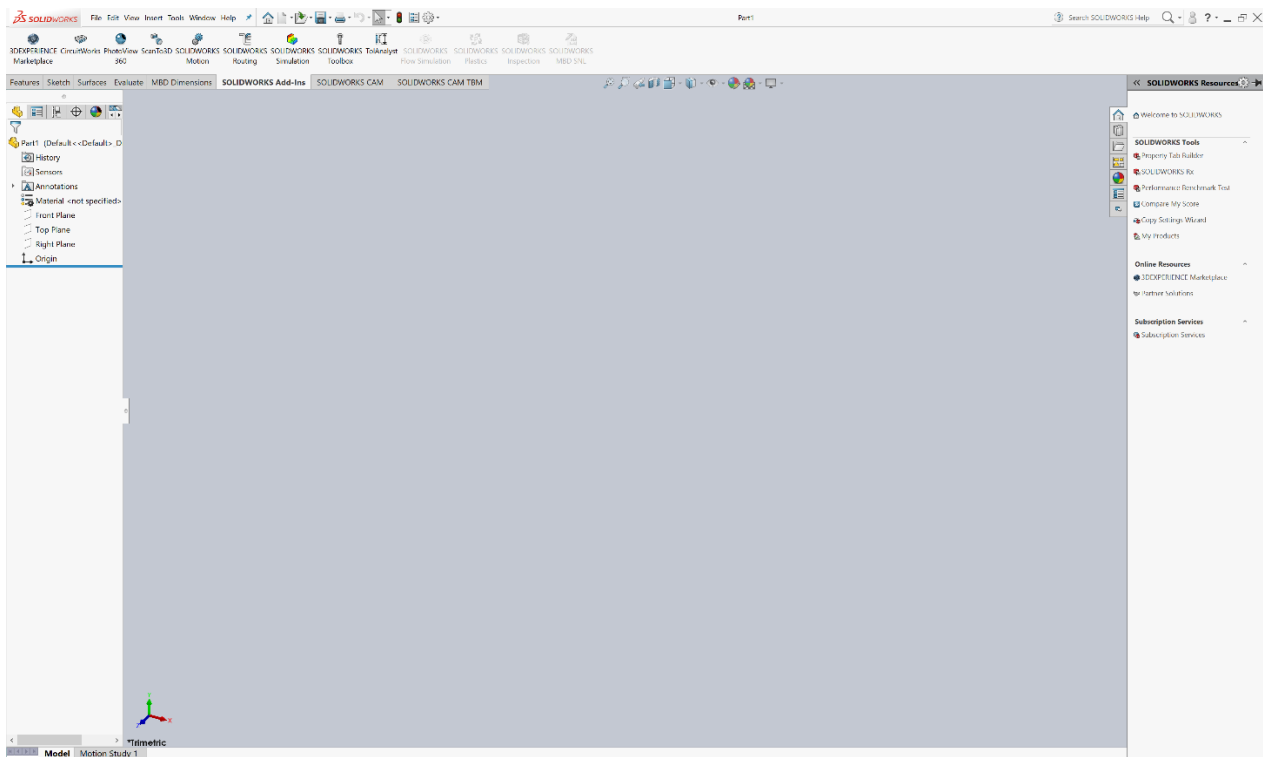


Note: If an application is opened while Radeon™ Pro Image Boost is turned on, it may not respond to the change in scaling as the resolution is changed. So, the text may appear **blurry** or unreadably **small**. In that case, the user must sign out and sign in again for all the changes to be implemented or just restart that specific application. An example is shown below:

Before restarting the application:




After restarting:



The change in scaling of the application GUI can be clearly seen in the images above.

The images below are indicative of the much-improved image quality with Radeon™ Pro Image Boost feature. It increases the overall pixel density of your output and renders a much sharper image.



Without Radeon™ Pro Image Boost

With Radeon™ Pro Image Boost



Radeon™ Pro Image Boost

User Guide

©2019 Advanced Micro Devices, Inc.

All rights reserved.