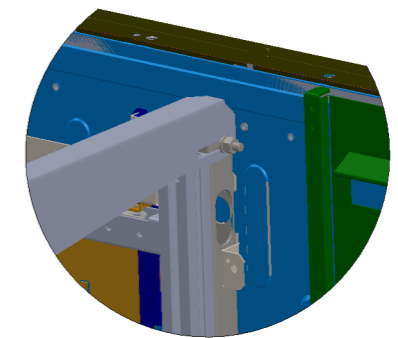


No. ARTICLE	NUMERO DE PIECE	DESCRIPTION	QTE
1	Appui mural, mx		2
2	Appui mural mx, support		2
3	ISO 4762 M6 x 16 --- 16N		8
4	Hexagon Flange Nut ISO - 4161 - M6 - N		8
5	Cheville Rawlbolt 45521 M8X115		4

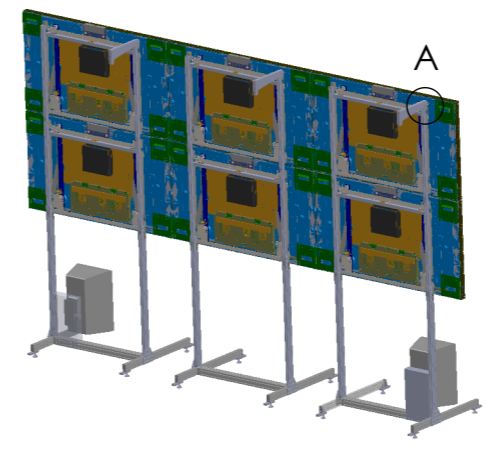
REVISIONS				
ZONE	REV.	DESCRIPTION	DATE	APPROUVE
	A	INITIAL, based on appui mural	08Mars2013	

MONTAGE SUR CHAQUE HAUT DE SUPPORT MATRIX
(2 par colonnes)

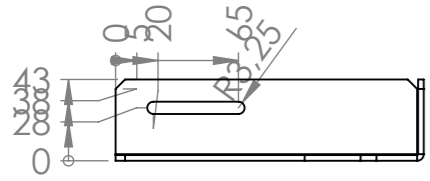
ASSEMBLY ON EACH TOP OF MATRIX STAND
(2 per columns)



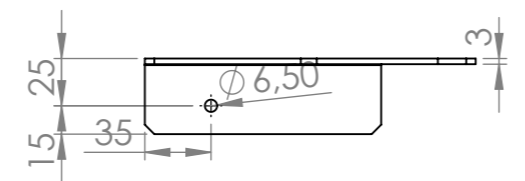
DÉTAIL A
ECHELLE 1 : 5



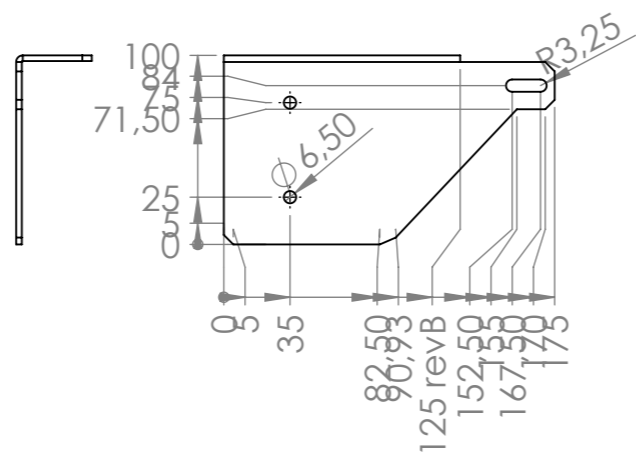
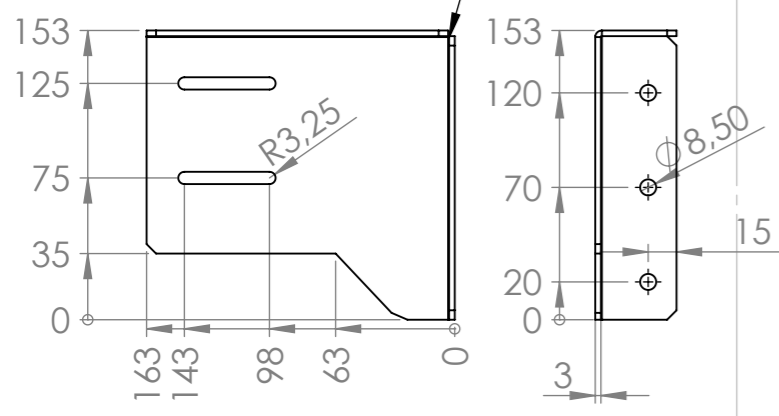
Appui mural, mx



Appui mural mx, support



Point de soudure intérieur
(internal weld point)



UNLESS OTHERWISE SPECIFIED: DIMENSIONS ARE IN MILLIMETERS SURFACE FINISH: TOLERANCES: ISO2768mk LINEAR: ANGULAR:		FINISH: RAL9005	DEBUR AND BREAK SHARP EDGES	DO NOT SCALE DRAWING	REVISION
DRAWN: V DELMAS			SIGNATURE	DATE: 01/02/2008	TITLE: PLANAR Planar SAS 24, Rue E Galois, F-81000 ALBI
CHK'D	APPV'D	MFG	Q.A	MATERIAL: Alu1050A	955-0415-00
				DWG NO. Mount, Top Fixation, HIGH STAND	A3
				SCALE:1:4	SHEET 1 OF 1 CONFIDENTIEL